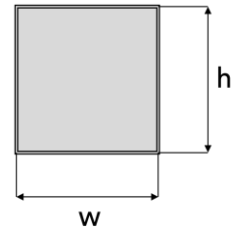


# BAUX

## 3D PIXEL

	t25	t50	t70
<i>w [mm]</i>	290	290	290
<i>h [mm]</i>	290	290	290
<i>t [mm]</i>	25	50	70
<i>pieces / m2</i>	11.89	11.89	11.89

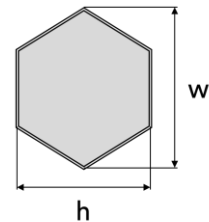
	t25	t50	t70
<i>w [~inch]</i>	11.42	11.42	11.42
<i>h [~inch]</i>	11.42	11.42	11.42
<i>t [~inch]</i>	1.0	2.0	2.75
<i>pieces / sq.ft.</i>	1.10	1.10	1.10



## HEXAGON

	Mini	Small	Large
<i>w [mm]</i>	220	290	580
<i>h [mm]</i>	190	250	500
<i>t [mm]</i>	25	25	25
<i>pieces / m2</i>	31,29	17.82	4.45

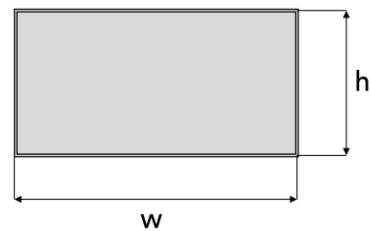
	Mini	Small	Large
<i>w [~inch]</i>	8.66	11.42	22.84
<i>h [~inch]</i>	7.48	9.84	19.68
<i>t [~inch]</i>	1.0	1.0	1.0
<i>pieces / sq.ft.</i>	2.91	1.66	0.41



## RECTANGLE

	Small	Large
<i>w [mm]</i>	580	580
<i>h [mm]</i>	290	1160
<i>t [mm]</i>	25	25
<i>pieces / m2</i>	5.95	1.49

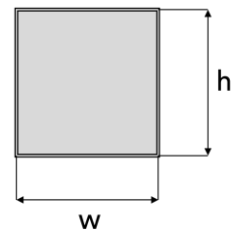
	Small	Large
<i>w [~inch]</i>	22.84	22.84
<i>h [~inch]</i>	11.42	45.7
<i>t [~inch]</i>	1.0	1.0
<i>pieces / sq.ft.</i>	0.55	0.14



## SQUARE

	Small	Large
<i>w [mm]</i>	290	580
<i>h [mm]</i>	290	580
<i>t [mm]</i>	25	25
<i>pieces / m2</i>	11.89	2.97

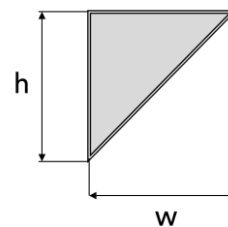
	Small	Large
<i>w [~inch]</i>	11.42	22.84
<i>h [~inch]</i>	11.42	22.84
<i>t [~inch]</i>	1.0	1.0
<i>pieces / sq.ft.</i>	1.10	0.28



## TRIANGLE

	Small	Large
<i>w [mm]</i>	290	580
<i>h [mm]</i>	290	580
<i>t [mm]</i>	25	25
<i>pieces / m2</i>	23.78	5.95

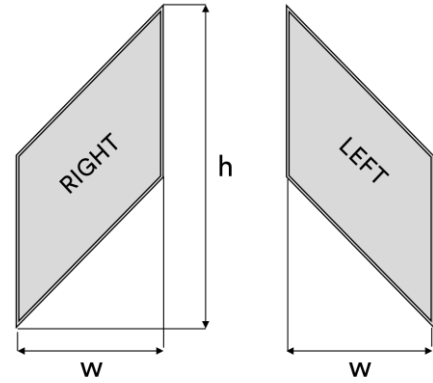
	Small	Large
<i>w [~inch]</i>	11.42	22.84
<i>h [~inch]</i>	11.42	22.84
<i>t [~inch]</i>	1.0	1.0
<i>pieces / sq.ft.</i>	2.21	0.55



## PARALLELOGRAM

	Small	Large
$w$ [mm]	290	580
$h$ [mm]	580	1160
$t$ [mm]	25	25
pieces / m <sup>2</sup>	11.89	2.97

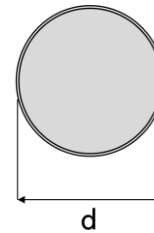
	Small	Large
$w$ [~inch]	11.42	22.84
$h$ [~inch]	22.84	45.7
$t$ [~inch]	1.0	1.0
pieces / sq.ft.	1.10	0.28



## CIRCLE

	Small	Large
$d$ [mm]	290	580
$t$ [mm]	25	25
pieces / m <sup>2</sup>	15.14	3.78

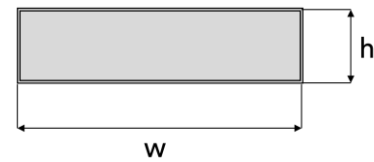
	Small	Large
$d$ [~inch]	11.42	22.84
$t$ [~inch]	1.0	1.0
pieces / sq.ft.	1.41	0.35



## PLANK

	Small	Large
$w$ [mm]	580	1160
$h$ [mm]	145	290
$t$ [mm]	25	25
pieces / m <sup>2</sup>	11.89	2.97

	Small	Large
$w$ [~inch]	22.84	45.7
$h$ [~inch]	5.71	11.42
$t$ [~inch]	1.0	1.0
pieces / sq.ft.	1.10	0.28



## PANEL

	All
$w$ [mm]	1160
$h$ [mm]	580
$t$ [mm]	25
pieces / m <sup>2</sup>	1.49

	All
$w$ [~inch]	45.7
$h$ [~inch]	22.84
$t$ [~inch]	1.0
pieces / sq.ft.	0.14

